

 Ukraine is defending itself and needs help. Donate: [u24.gov.ua](https://u24.gov.ua)

[Universities](#) » [Asia](#) » [India](#) » [Uttar Pradesh](#) » [Bareilly](#) » M.J.P. Rohilkhand University

## M.J.P. Rohilkhand University Rankings



#**2924** of 14,131  
In [the World](#)

#**922** of 5,830  
In [Asia](#)

#**82** of 876  
In [India](#)

#**9** of 79  
In [Uttar Pradesh](#)

#**1** of 4  
In [Bareilly](#)

#**3146** of 4,317  
For [Chemistry](#)

#**3474** of 3,574  
For [Materials Science](#)

#**3757** of 4,082  
For [Physics](#)

#**3900** of 4,624  
For [Engineering](#)

### Quick Review

Type	Funding	Highest Degree
Non-profit	Public-private partnership	Bachelor

Website  
[mjpru.ac.in](http://mjpru.ac.in)

Languages  
 Hindi;English

Acceptance rate  
 44%\*

\* M.J.P. Rohilkhand University is among the institutions that don't provide data on acceptance rates. This might happen because the university has programs where applicants only need to meet admission requirements to enroll and don't necessarily compete with others.

We estimate the above acceptance rate based on admission statistics of closely ranked nearby universities with similar research profiles that do publish such data.

## Acceptance rate & Admissions

Admissions Requirements	12th year senior secondary/intermediate examination or recognized foreign equivalent
Academic Calendar	July to June

## Research profile

M.J.P. Rohilkhand University has published 547 scientific papers with 5,035 citations received. The research profile covers a range of fields, including Engineering, Biology, Chemistry, Physics, Computer Science, Medicine, Materials Science, Environmental Science, Computer Networking, and Liberal Arts & Social Sciences.

Publications <sup>?</sup>  
 547

Citations <sup>?</sup>  
 5,035

### M.J.P. Rohilkhand University majors

by publication & citation count

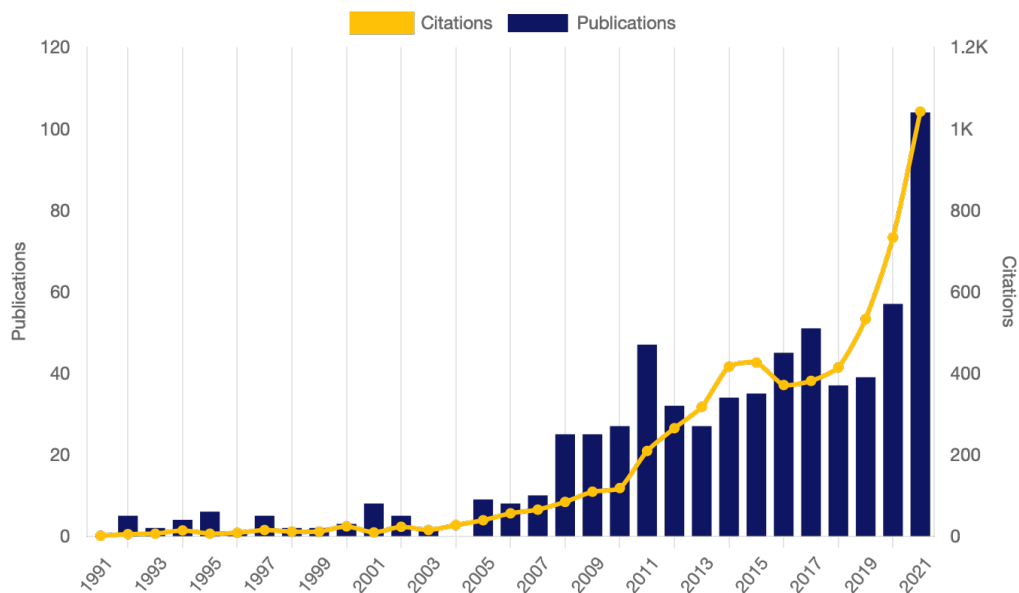
[Engineering](#)

169 / 837

<a href="#">Biology</a>	157 / 2,265
<a href="#">Chemistry</a>	154 / 2,369
<a href="#">Physics</a>	102 / 461
<a href="#">Computer Science</a>	98 / 420
<a href="#">Medicine</a>	74 / 996
<a href="#">Materials Science</a>	60 / 272
<a href="#">Environmental Science</a>	53 / 824
<a href="#">Computer Networking</a>	40 / 158
<a href="#">Liberal Arts &amp; Social Sciences</a>	33 / 249
<a href="#">Artificial Intelligence (AI)</a>	32 / 149
<a href="#">Mathematics</a>	30 / 320
<a href="#">Horticulture</a>	29 / 316
<a href="#">Biochemistry</a>	26 / 638
<a href="#">Blockchain and Cryptography</a>	23 / 172
<a href="#">Optical Engineering</a>	22 / 92
<a href="#">Botany</a>	22 / 711
<a href="#">Business</a>	19 / 236
<a href="#">Agricultural Science</a>	19 / 179
<a href="#">Condensed Matter Physics</a>	17 / 111
<a href="#">Radiochemistry</a>	14 / 297
<a href="#">Computer Vision</a>	14 / 76
<a href="#">Environmental Chemistry</a>	13 / 565
<a href="#">Virology</a>	13 / 297
<a href="#">Atomic and Molecular physics</a>	12 / 101
<a href="#">Veterinary</a>	12 / 212
<a href="#">Computational Chemistry</a>	11 / 214
<a href="#">Demography</a>	11 / 128

<a href="#">Geography and Cartography</a>	11 / 26
<a href="#">Economics</a>	11 / 50
<a href="#">Microbiology</a>	11 / 231
<a href="#">Electronic Engineering</a>	11 / 35
<a href="#">Organic Chemistry</a>	10 / 226
<a href="#">Nanotechnology</a>	10 / 65
<a href="#">Genetics</a>	10 / 45
<a href="#">Ecology</a>	9 / 22
<a href="#">Physical chemistry</a>	8 / 206
<a href="#">Automation and Control engineering</a>	8 / 46
<a href="#">Molecular Biology</a>	8 / 56
<a href="#">Cyber Security</a>	8 / 15

### Annual publication & citation counts



### Tuition

The tuition table for M.J.P. Rohilkhand University gives an overview of costs but prices are approximate and subject to change and don't include accommodation, textbooks, or living expenses. The costs of programs might differ significantly for local and international students. The only source of truth for current numbers is the university's official website.

Program	Duration (years)	Tuition Cost (INR)
Bachelor of Arts (BA)	3	15,000
Bachelor of Science (BSc)	3	20,000
Bachelor of Commerce (BCom)	3	18,000
Master of Arts (MA)	2	25,000
Master of Science (MSc)	2	30,000
Master of Commerce (MCom)	2	28,000
Master of Business Administration (MBA)	2	50,000
Master of Computer Applications (MCA)	3	40,000

## Programs and Degrees

The table below displays academic fields with programs and courses that lead to Bachelor's, Master's, and Doctorate degrees offered by M.J.P. Rohilkhand University.

Note that the table provides a general overview and might not cover all the specific majors available at the university. Always visit the university's website for the most up-to-date information on the programs offered.

Programs	Bachelor	Master	Doctoral
Art & Design	Yes	Yes	Yes
Biology	Yes	Yes	Yes
Business	Yes	Yes	Yes
Chemistry	Yes	Yes	Yes
Computer Science	Yes	Yes	Yes
Economics	Yes	Yes	Yes
Engineering	Yes	Yes	Yes
Environmental Science	Yes	Yes	Yes

Liberal Arts & Social Sciences	Yes	Yes	Yes
Mathematics	Yes	Yes	Yes
Medicine	Yes	Yes	Yes
Physics	Yes	Yes	Yes
Psychology	Yes	Yes	Yes

## Notable alumni



### 1. Santosh Gangwar

Born in [India](#)

1948-.. (age 75)

Graduated with Bachelor of Laws

politician

Santosh Kumar Gangwar is an Indian politician and the former Minister of State with independent charge in the Ministry of Labour and Employment in the Government of India. He is a Member of Parliament (16th Lok Sabha), former... [+ show more](#)

## M.J.P. Rohilkhand University faculties and divisions

### Faculty : Advanced Social Sciences

Ancient Civilizations, Development Studies, Economics, History, Social Sciences, Women's Studies

### Faculty : Agriculture

Agriculture

### Faculty : Applied Science

Aquaculture, Biochemistry, Biotechnology, Botany, Cell Biology, Embryology and Reproduction Biology, Endocrinology, Entomology, Environmental Studies, Fishery, Genetics, Immunology, Microbiology, Molecular Biology, Parasitology, Physiology, Zoology

### Faculty : Arts

Arts and Humanities, Fine Arts

### Faculty : Commerce

Business Administration, Business and Commerce

### Faculty : Dental Sciences

Dentistry

### Faculty : Education

Education

### Faculty : Education and Allied Sciences

Clinical Psychology, Computer Science, Education, English, Journalism, Mass Communication, Philosophy, Social Sciences

### Faculty : Engineering and Technology

Arts and Humanities, Chemical Engineering, Chemistry, Computer Networks, Computer Science, Data Processing, Economics, Electrical Engineering, Electronic Engineering, Engineering, English, Information Technology, Management, Mathematics, Measurement and Precision Engineering, Mechanical Engineering, Microwaves, Pharmacy, Physics, Software Engineering, Technology

### Faculty : Law

Civil Law, Comparative Law, Human Rights, International Law, Labour and Industrial Relations, Law

### Faculty : Management Studies

Business Administration, Cooking and Catering, Hotel Management, International Business, Management, Marketing, Tourism

## General information

Alternative names	MJPRU M.J.P. रोहिलखंड विश्वविद्यालय
Founded	1975
Accreditation	University Grants Commission
Motto	Keep moving ahead

## Location and contacts

Address Pilibhit By Pass Road  
Bareilly, Uttar Pradesh, 243 006  
India

City population 904,000

## M.J.P. Rohilkhand University in social media



### Similar universities nearby

**Devi Ahilya University / Indore University**

Engineering

Biology

Chemistry

Acceptance Rate 70%

[Statistics >>](#) [Rankings >>](#)

**India** | **Madhya.Pradesh**  
726 km

**Chandigarh University**

Engineering

Computer Science

Chemistry

Acceptance Rate 73% • Enrollment 3,611 • Founded 2012

[Statistics >>](#) [Rankings >>](#)

**India** | **Punjab**  
379 km

**Jaypee University of Information Technology**

Engineering

Computer Science

Biology

Acceptance Rate 9% • Founded 2002

[Statistics >>](#) [Rankings >>](#)

**India** | **Himachal.Pradesh**  
374 km

**Shri Mata Vaishno Devi University**

Engineering

Chemistry

Physics

Founded 1999

[Statistics >>](#) [Rankings >>](#)

**India** | **Jammu.and.Kashmir**  
670 km


**Thapar Institute of Engineering and Technology**

Engineering

Chemistry

[Statistics >>](#) [Rankings >>](#)





Physics



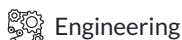
[.India](#) | [Punjab](#)

367 km

Acceptance Rate 10% • Founded 1956

[Statistics](#) »

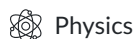
[Rankings](#) »



Engineering



Computer Science



Physics



Acceptance Rate 63% • Founded 2001

[Statistics](#) »

[Rankings](#) »

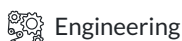
## Maulana Abul Kalam Azad University of Technology

[.India](#) | [West.Bengal](#)

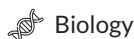
1,104 km



Chemistry



Engineering



Biology



Acceptance Rate 49% • Enrollment 10,973

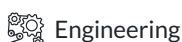
[Statistics](#) »

[Rankings](#) »

## Banasthali University

[.India](#) | [Rajasthan](#)


438 km



Engineering



Computer Science



Chemistry



Founded 2002

[Statistics](#) »

[Rankings](#) »

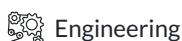
## Gautam Buddha University

[.India](#) | [Uttar.Pradesh](#)

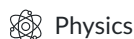
189 km



Chemistry



Engineering



Physics



Enrollment 1,500 • Founded 2016


[Statistics](#) »

[Rankings](#) »


## Khalsa University

[.India](#) | [Punjab](#)

574 km

 Engineering

 Chemistry

 Computer Science


## Jawaharlal Nehru Technological University, Anantapur

[.India](#) | [Andhra.Pradesh](#)

1,537 km


Enrollment 48,025 • Founded 1946

[Statistics](#) »

[Rankings](#) »

 Engineering

 Chemistry

 Computer Science


## Lovely Professional University

[.India](#) | [Punjab](#)


492 km

Acceptance Rate 21% • Founded 2005

[Statistics](#) »

[Rankings](#) »

 Engineering

 Physics

 Chemistry


## Indian Institute of Technology Patna

[.India](#) | [Bihar](#)


641 km

Acceptance Rate 10% • Founded 2008

[Statistics](#) »

[Rankings](#) »

 Engineering

 Physics

 Chemistry


## DIT University

[.India](#) | [Uttarakhand](#)


263 km


Enrollment 5,162 • Founded 1998

[Statistics](#) »

[Rankings](#) »

 Chemistry

 Biology



 Engineering


## University of Kalyani

[.India](#) | [West.Bengal](#)

1,081 km

Founded 1960

[Statistics >>](#)[Rankings >>](#) Engineering Chemistry Physics

## Motilal Nehru National Institute of Technology Allahabad

[India](#) | [Uttar Pradesh](#)

399 km

Acceptance Rate 94% • Founded 1961

[Statistics >>](#)[Rankings >>](#)

### Closely ranked universities in India

Rank	University name	Acceptance rate	Country & City
74	<a href="#">National Institute of Technology, Warangal</a>	14%	Warangal
75	<a href="#">Indian Institute of Technology Hyderabad</a>	14%	Eddumailaram
76	<a href="#">King George's Medical University</a>	13%	Lucknow
77	<a href="#">Punjab Agricultural University</a>	91%	Ludhiana
78	<a href="#">Madurai Kamaraj University</a>		Madurai
79	<a href="#">Symbiosis International University</a>		Pune
80	<a href="#">Malaviya National Institute of Technology, Jaipur</a>		Jaipur
81	<a href="#">Dibrugarh University</a>		Dibrugarh
82	M.J.P. Rohilkhand University		Bareilly
83	<a href="#">International Institute of Information Technology, Hyderabad</a>	14%	Hyderabad

84	<a href="#">Gandhi Institute of Technology and Management</a>		Visakhapatnam
85	<a href="#">Motilal Nehru National Institute of Technology Allahabad</a>	94%	Allahabad
86	<a href="#">National Institute of Technology, Calicut</a>	77%	Kozhikode
87	<a href="#">Chaudhary Charan Singh University</a>		Meerut
88	<a href="#">Alagappa University</a>		Karaikudi
89	<a href="#">Birla Institute of Technology</a>	13%	Ranchi
90	<a href="#">Indian School of Mines</a>		Dhanbad

# EduRank



EduRank.org is an independent metric-based ranking of 14,131 universities from 183 countries. We use a proprietary database with an index of 44,909,300 scientific publications and 1,237,541,960 citations to rank universities across 246 research topics. In the overall rankings we add non-academic prominence and alumni popularity indicators. Always check official university websites for the latest enrollment information.

[Ranking methodology](#)

Popular

[Uttar Pradesh](#)

[Rajasthan](#)

[Gujarat](#)

[Haryana](#)

[Karnataka](#)

[Maharashtra](#)

More countries

[Bangladesh](#)

[Pakistan](#)

[Thailand](#)

[Kazakhstan](#)

[Indonesia](#)

[Iran](#)

## Comparison of Edu Ranking:

Edu Rank based on research outputs, non-academic prominence, and alumni influence.

Sr. No.	Name of the University	Rank in UP	Rank in India
1.	Indian Institute of Technology, Kanpur	1 <sup>st</sup>	6
2.	Banaras Hindu University, Varanasi	2 <sup>nd</sup>	11
3.	Aligarh Muslim University, Aligarh	3 <sup>rd</sup>	16
4.	University of Lucknow, Lucknow	4 <sup>th</sup>	29
5.	University of Allahabad, Allahabad	5 <sup>th</sup>	30
6.	Indian Institute of Technology, BHU, Varanasi	6 <sup>th</sup>	63
7.	Amity University, Noida	7 <sup>th</sup>	64
8.	King George's Medical University, Lucknow	8 <sup>th</sup>	76
9.	M.J.P. Rohilkhand University, Bareilly	9 <sup>th</sup>	82
10.	Motilal Nehru National Institute of Technology, Allahabad	10 <sup>th</sup>	85
11.	Chaudhary Charan Singh University, Meerut	11 <sup>th</sup>	87
12.	Chhatrapati Shahu Ji Maharaj University, Kanpur	14 <sup>th</sup>	123
13.	Deen Dayal Upadhyay Gorakhpur University, Gorakhpur	15 <sup>th</sup>	137
14.	Dr. Bhimrao Ambedkar University, Agra	16	144
15.	Dr. Ram Manohar Lohia Avadh University, Faizabad	17	156
16.	Bundelkhand University, Jhansi	18	158
17.	Veer Bahadur Singh Purvanchal University, Jaunpur	19	162
18.	Mahatma Gandhi Kashi University, Varanasi	37	342
19.	Allahabad State University, Allahabad	53	579